

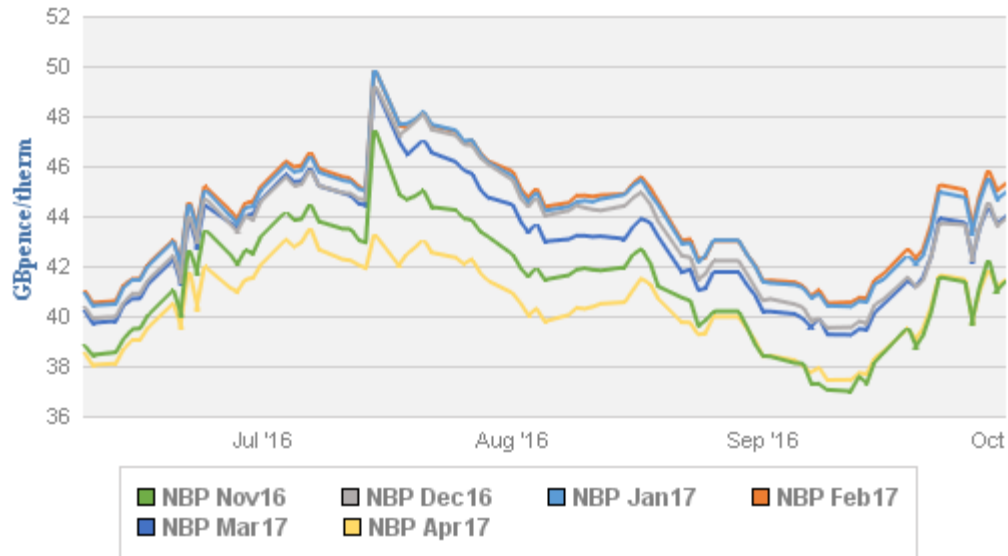


Daily Energy Market Report

GAS (p/therm)							
	WED	THU	VAR D-1	VAR W-1	AVG.	MAX	MIN
	5/10	6/10			FROM THE BEGINNING OF THIS YEAR		
NBP NOV16	43.98	45.23	1.25	3.01	37.01	47.44	30.97
NBP DEC16	46.28	47.30	1.02	2.74	38.79	49.21	32.28
NBP JAN17	46.93	47.91	0.98	2.4	39.47	49.84	33.09
NBP FEB17	47.37	48.25	0.88	2.44	39.55	49.83	33.17
NBP MAR17	45.89	46.77	0.88	2.42	38.55	49.15	32.30
NBP APR17	43.59	44.41	0.82	2.58	36.36	44.41	30.28
NBP MAY17	41.60	42.46	0.86	2.73	34.12	42.46	27.73
NBP JUN17	40.42	41.32	0.9	2.89	33.76	41.32	27.86
NBP JUL17	40.93	41.83	0.9	2.95	34.15	41.83	28.20
NBP AUG17	41.00	41.90	0.9	3.01	34.14	41.90	28.11
NBP SEP17	40.88	41.76	0.88	3.08	34.09	41.76	28.00
NBP OCT17	42.67	43.53	0.86	3.27	35.29	43.53	28.44
NBP Q1 17	46.71	47.62	0.91	2.42	39.17	49.60	32.84
NBP Q2 17	41.87	42.73	0.86	2.74	34.74	42.73	28.61
NBP Q3 17	40.94	41.83	0.89	3.01	34.13	41.83	28.10
NBP SUM2017	41.40	42.28	0.88	2.88	34.43	42.28	28.36
NBP WIN2017	47.10	47.96	0.86	3.43	39.46	47.96	32.20
NBP SUM2018	42.20	42.86	0.66	2.87	35.54	42.98	28.80

British wholesale gas prices rose on Thursday following an improving European energy complex and rising concerns over tight winter gas market supply as Qatar, UK's major LNG supplier has stopped conveying new cargoes for several weeks.

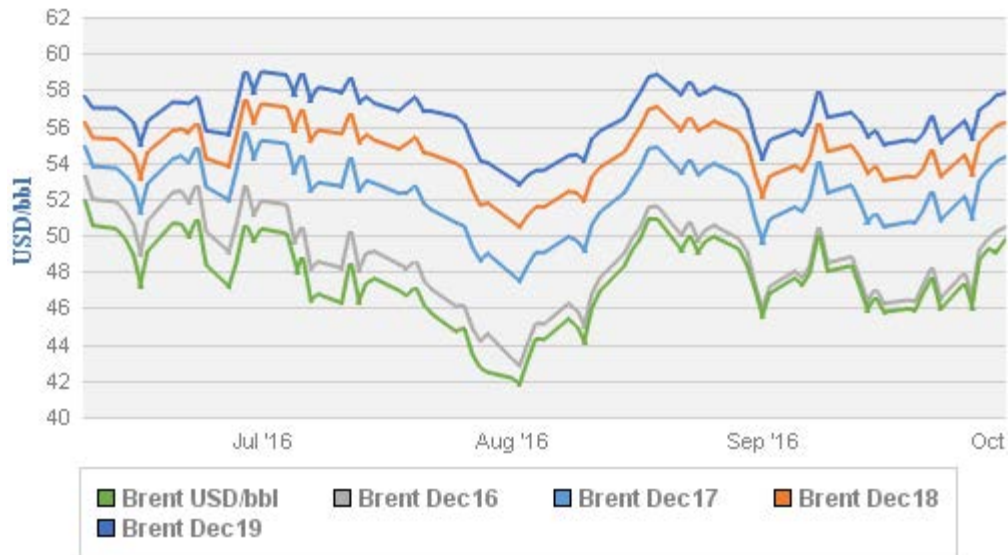
UK Gas Months



OIL (\$/bbl)							
	WED	THU	VAR D-1	VAR W-1	AVG.	MAX	MIN
	5/10	6/10			FROM THE BEGINNING OF THIS YEAR		
BRENT USD/BBL	51.86	52.51	0.65	3.27	43.34	52.51	27.88
BRENT DEC16	51.86	52.51	0.65	2.7	45.83	53.83	33.89
BRENT DEC17	55.68	56.21	0.53	2.6	49.35	56.21	38.62
BRENT DEC18	57.41	57.78	0.37	2.21	51.73	57.78	42.21
BRENT DEC19	58.92	59.11	0.19	1.86	53.71	59.11	44.80

Brent crude futures augmented to over \$50 at the beginning of this week, attaining \$52.51 per barrel on Thursday, or an increase by 65 cents, or 1.25% day on day, a sign that financial markets started having growing confidence in the sector.

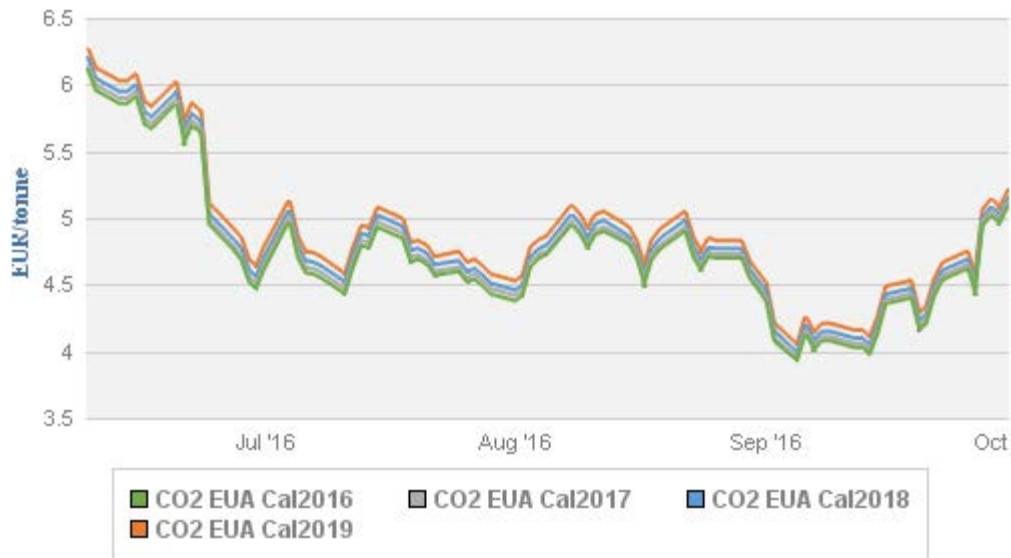
Brent Crude Oil



CARBON (€T)							
	WED	THU	VAR D-1	VAR W-1	AVG.	MAX	MIN
	5/10	6/10			FROM THE BEGINNING OF THIS YEAR		
CO2 EUA CAL2016	5.48	5.86	0.38	0.84	5.31	8.11	3.93
CO2 EUA CAL2017	5.51	5.89	0.38	0.83	5.36	8.21	3.95
CO2 EUA CAL2018	5.55	5.93	0.38	0.84	5.42	8.35	3.99
CO2 EUA CAL2019	5.61	6.00	0.39	0.85	5.50	8.52	4.05

The benchmark December 16 contract in the European carbon market rose by 0.38 euro settling at 5.86 euros a tonne as power and coal prices continued to rise.

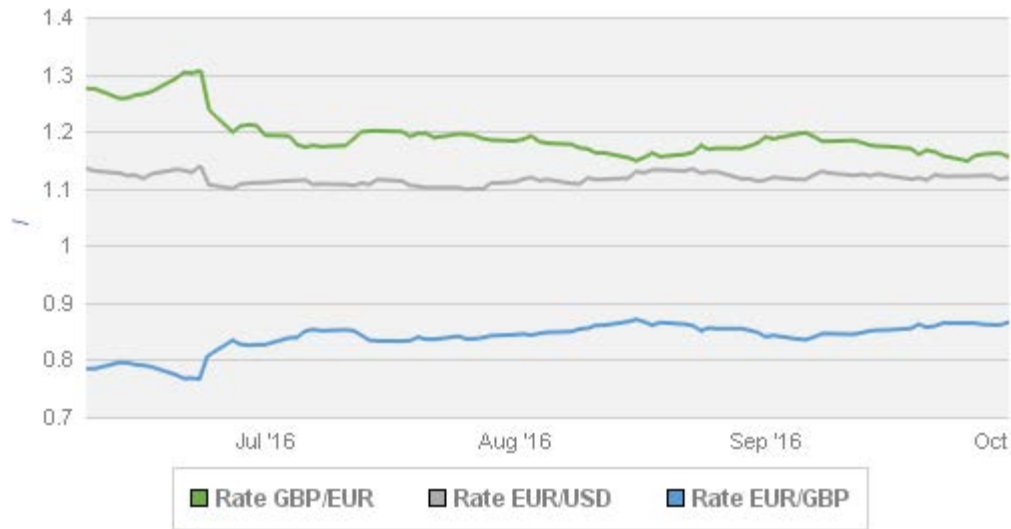
Carbon



EXCHANGE RATES							
	WED	THU	VAR D-1	VAR W-1	AVG.	MAX	MIN
	5/10	6/10			FROM THE BEGINNING OF THIS YEAR		
RATE GBP/EUR	1.13	1.13	0	-0.03	1.25	1.37	1.13
RATE EUR/USD	1.12	1.12	0	0	1.12	1.16	1.07
RATE EUR/GBP	0.88	0.88	0	0.02	0.80	0.88	0.73

The EUR/USD pair consolidated on Thursday ahead of Friday's NFP data publication, settling at 1.1211 according to ECB data. The Pound is under heavy pressure close to 31 year lows against the dollar.

Exchange Rates



POWER (€/MWh)

	WED 5/10	THU 6/10	VAR D-1	VAR W-1	AVG. FROM THE BEGINNING OF THIS YEAR	MAX	MIN
UK Q1 17 BASE	66.08	70.42	4.34	9.16	53.32	70.42	46.86
UK Q2 17 BASE	49.46	50.52	1.06	1.74	44.35	51.68	38.65
UK SUM17 BASE	48.76	49.82	1.06	2.56	44.13	51.50	38.65
UK WIN17 BASE	54.46	55.39	0.93	3.59	49.66	56.89	44.41

Power Quarter and Season

